

1. What decimal is represented by the phrase “five and four hundred thirty-six thousandths”?
- a) 5.036 b) 5.43 c) 5.0436 d) 5.436 e) 54.36
2. What is the place value for the digit 3 in the decimal 25.931?
- a) ten-thousandths b) thousandths c) hundredths d) tenths e) units
3. What is the place value for the digit 0 in the decimal 850.239?
- a) ten-thousandths b) thousandths c) hundredths d) tenths e) units
4. What is the place value for the digit 1 in the decimal 893.145?
- a) ten-thousandths b) thousandths c) hundredths d) tenths e) units
5. Find the pair of numbers that 0.37 is between when all 3 numbers are ordered from *least* to *greatest*.
- a)

0		0.5
---	--	-----

 b)

0.5		1
-----	--	---
- c)

1		1.5
---	--	-----

 d)

1.5		2
-----	--	---
6. Find the pair of numbers that 0.78 is between when all 3 numbers are in order from *greatest* to *least*.
- a)

1		0
---	--	---

 b)

1		0.79
---	--	------
- c)

0		1
---	--	---

 d)

0.5		1
-----	--	---
7. Which number represents the largest quantity?
- a) 0.563 g b) 0.56 g c) 0.4062 g d) 0.0719 g
8. Which group of numbers is ordered from *greatest* to *least*?
- a) 2.741, 2.714, 2.471, 2.417 b) 2.147, 2.471, 2.714, 2.174
- c) 2.741, 2.174, 2.714, 2.471 d) 2.147, 2.741, 2.471, 2.174

15. Which set of numbers is in order from *greatest* to *least*?

a) 2.102, 2.001, 1.201, 1.002

b) 1.002, 1.201, 2.001, 2.102

c) 1.201, 2.102, 1.002, 2.001

d) 2.001, 1.002, 2.102, 1.201

16. Which of the following is a true statement?

a) $\frac{3}{5} > 0.6$

b) $\frac{3}{5} < 0.6$

c) $\frac{3}{5} = 0.6$

d) $\frac{3}{5} = 0.35$

17. Which of the following statements is *not* true?


a) $\frac{3}{8} < \frac{3}{4}$

b) $\frac{5}{6} < \frac{2}{3}$

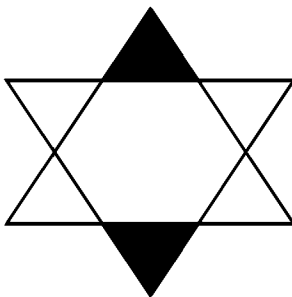
c) $\frac{7}{8} > \frac{9}{16}$

d) $\frac{1}{2} > \frac{1}{3}$

18. What fraction is the shaded area out of the whole?



19. What fraction of the shape is shaded?



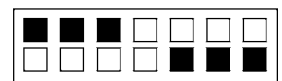
20. What is the ratio of shaded squares to non-shaded squares in the picture?

a) $\frac{2}{3}$

b) $\frac{4}{3}$

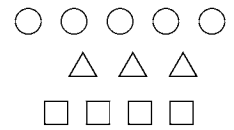
c) $\frac{3}{4}$

d) $\frac{3}{8}$




21. What proportion of the pictures shown are squares?

- a) $\frac{5}{12}$ b) $\frac{1}{4}$ c) $\frac{1}{2}$ d) $\frac{1}{3}$

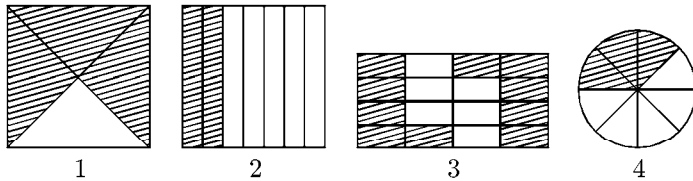


22. What percent of the square $ABCD$ is shaded?

- a) 35% b) 45% c) 55% d) 60%

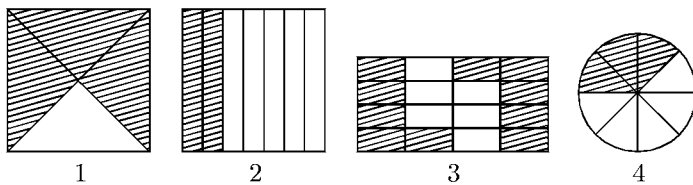


23. Which figures show more than 60% shaded?



- a) 1 and 3 b) 1 and 2 c) 3 and 4 d) 2 and 3

24. Which figures show less than 50% shaded?



- a) 1 and 3 b) 2 and 3 c) 1 and 4 d) 2 and 4

25. Which number comes next in the pattern?

0, 3, 2, 5, 4, 7, _____, ...

- a) 6 b) 8 c) 9 d) 10

26. What number is missing on the chart?

- a) 2 b) 3 c) 4 d) 5

1	1
2	-
3	5
4	7
5	9

27. Leila put coloured banners on a rope to use at a school carnival booth. She first used 2 red banners, then 1 yellow banner, then 3 blue banners, and finally, 2 green banners. If she continues this pattern of banners on the rope, what colour will the 19th banner be?

- a) Red b) Yellow c) Blue d) Green

28. Look at the table.

z	?
3	18
4	24
0	0
9	54
8	48

Which expression should go at the top of the second column?

- a) $(z + 6) \times 2$ b) $(z + 3) \times 3$ c) $z \times 6$ d) $z + 15$

29. How do you get the number in the second column from the number in the first?

- a) by multiplying by 2 and adding 1 b) by multiplying by 1 and adding 5
 c) by adding 6 and subtracting 1 d) by subtracting 10 and adding 5

1st	2nd
4	9
5	11
10	21
20	41

30. What fraction comes next in this series?

$$\frac{144}{80}, \frac{72}{40}, \frac{36}{20}, \frac{18}{10}, \underline{\quad ? \quad}$$

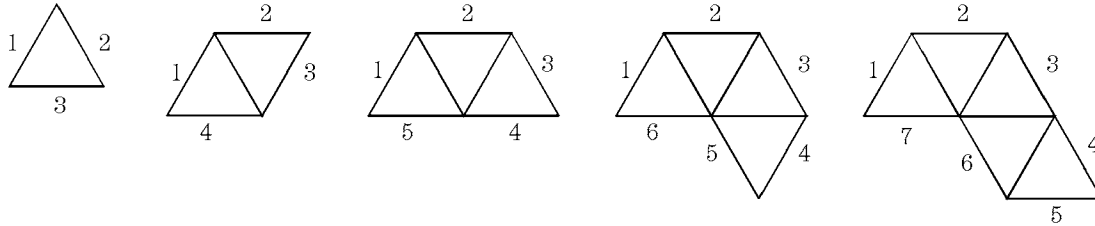
- a) $\frac{6}{2}$ b) $\frac{8}{5}$ c) $\frac{12}{4}$ d) $\frac{9}{5}$

31. Based on the pattern in the chart shown, which of the following numbers should appear beneath 11?

- a) 19 b) 20 c) 28 d) 108

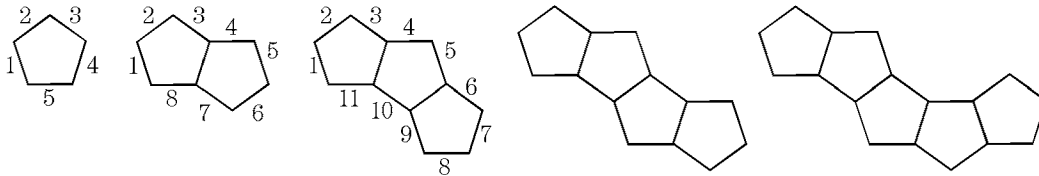
10	15	20	25	30	11
18	28	38	48	58	?

32. The figures shown were formed with pattern blocks. Find an expression which represents the number of pattern block edges in the perimeter of a figure formed by n pattern blocks.



- a) $2n$ b) $n + 2$ c) $n - 2$ d) $2n + 1$

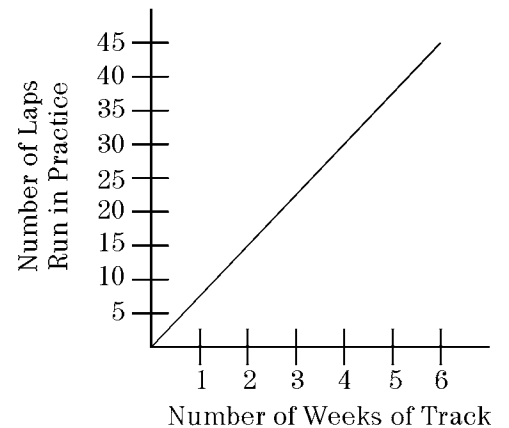
33. Study the pictures formed with pattern blocks. Determine an expression which represents the number of pattern block edges in the perimeter of a picture formed by n pattern blocks.



- a) $n + 3$ b) $3(n + 2)$ c) $4n$ d) $(3n) + 2$

34. How many laps were run during the 5th week of track?

- a) 1 b) 5 c) 25 d) 40



35. The numbers of swimmers participating in the swim meet are listed in the table. Use the pattern to determine how many swimmers participated during the 3:00 pm time slot.

- a) 116 b) 118 c) 120 d) 126

Time	1:00 pm	2:00 pm	3:00 pm	4:00 pm
Swimmers	152	134	?	98

36. Brian completes the table by multiplying each number in column A by 6 and then dividing by 3.

A	B
2	<input type="checkbox"/>
4	<input type="checkbox"/>
6	<input type="checkbox"/>
8	<input type="checkbox"/>

Which of the following shows how the table will look?

a)

A	B
2	12
4	24
6	36
8	48

b)

A	B
2	6
4	12
6	18
8	24

c)

A	B
2	4
4	8
6	12
8	16

d)

A	B
2	5.5
4	11.5
6	17.5
8	23.5

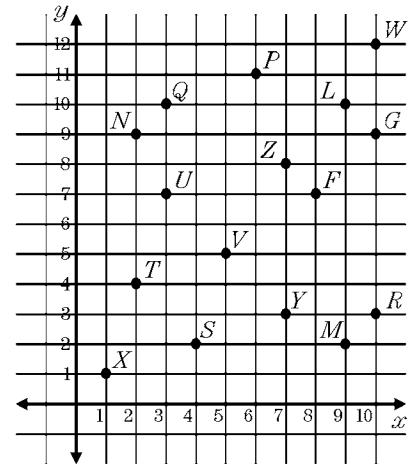
37. Which of the following shown could be used to create the ordered pairs listed in columns A and B?

- a) Multiply the number in column A by 3 and subtract 4
 b) Multiply the number in column A by 4 and subtract 5
 c) Multiply the number in column A by 4 and subtract 5
 d) Multiply the number in column A by 3 and add 4

A	B
5	11
7	17
9	23
11	29

38. Point P represents which ordered pair?

- a) (7, 11) b) (6, 11) c) (11, 6) d) (11, 7)



39. Point F best represents which ordered pair?

- a) (7, 7) b) (8, 7) c) (7, 8) d) (8, 8)

40. What is the missing number in this equation?

$$3 \times (4 + 7) = \triangle - 8$$

- a) 41 b) 33 c) 27 d) 25 e) 9

41. What is the missing number in this equation?

$$\triangle + (3 \times 6) = \triangle + \triangle + 12$$

- a) 18 b) 6 c) 30 d) 9

42. Cici is putting a fence around an area in her yard to keep her rabbit in. The pen will be rectangular in shape. Which formula should she use to picture how much fencing to buy?

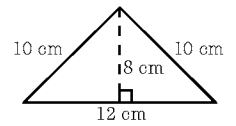
- a) $l \times w$ b) $l + w$ c) $l + l + w + w$ d) $l \times l + w \times w$

43. If the perimeter of a square measures 48 millimetres, how long is a side of the square?

- a) 16 mm b) 18 mm c) 15 mm d) 12 mm

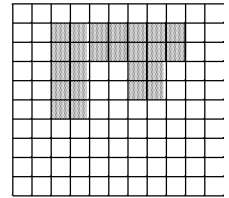
44. What is the perimeter of the triangle?

- a) 22 cm b) 30 cm c) 32 cm d) 40 cm



45. What is the perimeter of the shaded figure?

- a) 20 units b) 21 units c) 24 units d) 28 units



46. A rectangular parking lot has one side that measures 85 m. The total length of fence around the parking lot is 300 m. Find the lengths of the other three sides.

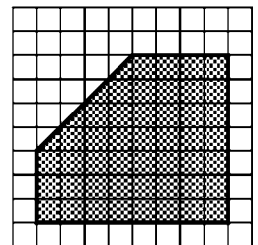
- a) 65 m, 65 m, 65 m b) 85 m, 65 m, 65 m c) 85 m, 85 m, 65 m
 d) 85 m, 85 m, 85 m e) 215 m, 85 m, 65 m

47. A square measures 93 cm along one edge. Find the perimeter in metres.

- a) 0.86 m b) 1.96 m c) 2.44 m d) 2.82 m e) 3.72 m

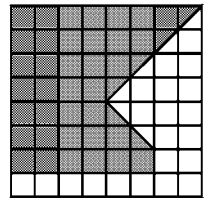
48. What is the area of the shaded region shown?

- a) 64 square units b) 56 square units c) 48 square units d) 46 square units



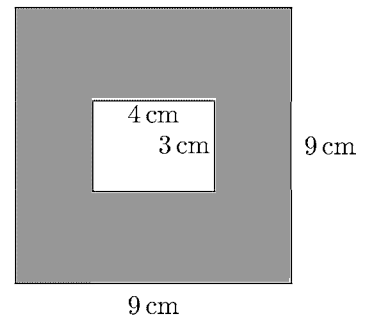
49. What is the area of the shaded region?

- a) 28 square units b) 40 square units c) 52 square units d) 64 square units



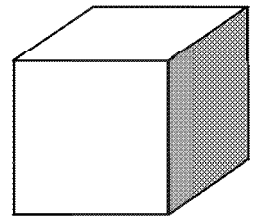
50. What is the area of the shaded portion of this picture?

- a) 22 cm^2 b) 30 cm^2 c) 69 cm^2 d) 81 cm^2



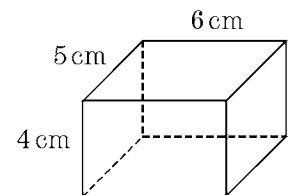
51. If the area of one face of the cube is 15 cm^2 , what is the total surface area of the cube?

- a) 45 cm^2 b) 90 cm^2 c) 75 cm^2 d) 30 cm^2



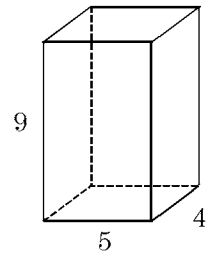
52. Find the surface area of the rectangular prism shown.

- a) 64 cm^2 b) 74 cm^2 c) 108 cm^2 d) 120 cm^2 e) 148 cm^2



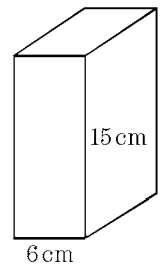
53. Find the volume of the right rectangular prism.

- a) 18 units³ b) 45 units³ c) 81 units³ d) 127 units³ e) 180 units³

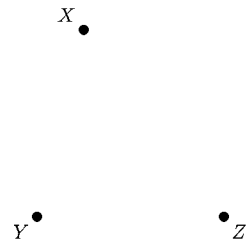


54. A rectangular box has a volume of 720 cm³. It is 15 cm tall and 6 cm wide. How deep is the box?

- a) 48 cm b) 12 cm c) 9 cm d) 8 cm



55. Connect the points to form angle XYZ .



Which statement is true?

- a) The measurement of the angle is more than 90 degrees.
 b) The measurement of the angle is less than 90 degrees.
 c) The measurement of the angle is equal to 90 degrees.
 d) The measurement of the angle is equal to 45 degrees.

56. Connect the points to form angle ABC .

A •

•
B

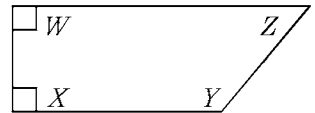
•
C

Which statement is true?

- a) The measurement of the angle is more than 90 degrees.
- b) The measurement of the angle is less than 90 degrees.
- c) The measurement of the angle is equal to 90 degrees.
- d) The measurement of the angle is equal to 45 degrees.

57. In the picture shown, which angle is greater than 90° ?

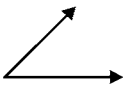
- a) $\angle W$
- b) $\angle X$
- c) $\angle Y$
- d) $\angle Z$



58. In the picture shown, which angle is less than 90° ?

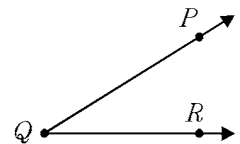
- a) $\angle W$
- b) $\angle X$
- c) $\angle Y$
- d) $\angle Z$

59. Which is closest to 100° ?

- a) 
- b) 
- c) 
- d) 

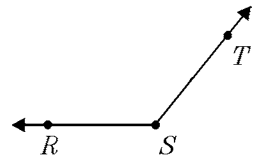
60. Estimate the measure of the angle shown.

- a) 25°
- b) 75°
- c) 90°
- d) 120°
- e) 180°



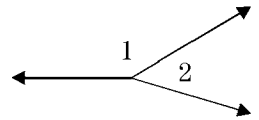
61. Estimate the measure of the angle shown.

- a) 35° b) 90° c) 135° d) 175° e) 180°



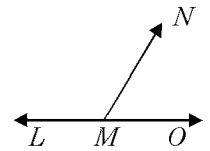
62. Select the best estimate for the measure of $\angle 1$ in the picture shown.

- a) 10° b) 20° c) 90° d) 140° e) 180°



63. What type of angle is angle LMN ?

- a) right angle b) acute angle c) congruent angle d) obtuse angle



64. What type of angle is angle NMO ?

- a) right angle b) acute angle c) straight angle d) obtuse angle

65. All of the following are obtuse angles *except* which angle?



66. How is an angle that measures 67° classified?

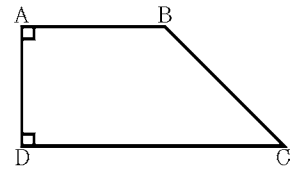
- a) acute angle b) right angle c) obtuse angle d) isosceles angle

67. How is an angle that measures 137° classified?

- a) acute angle b) right angle c) obtuse angle d) isosceles angle

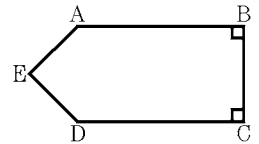
68. Which angle of the trapezoid can be classified as obtuse?

- a) $\angle ADC$ b) $\angle DAB$ c) $\angle BCD$ d) $\angle ABC$

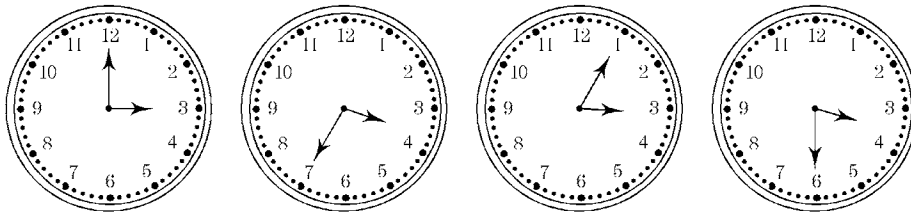


69. Which angle of the pentagon can be classified as acute?

- a) $\angle ABC$ b) $\angle EAB$ c) $\angle DEA$ d) $\angle CDE$

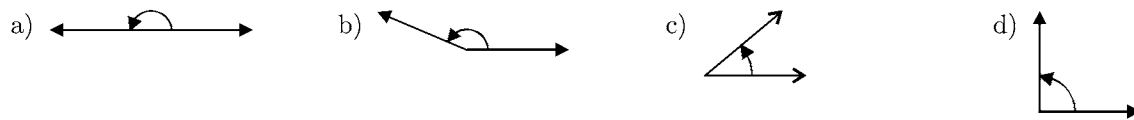


70. Which time is represented by an obtuse angle?

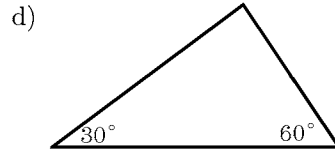
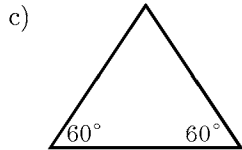
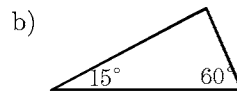
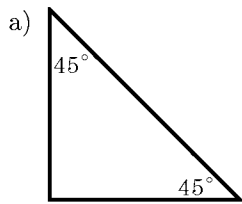


- a) 3:00 b) 3:35 c) 3:05 d) 3:30

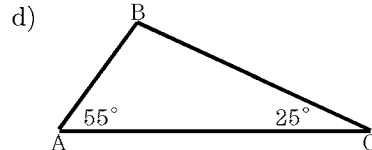
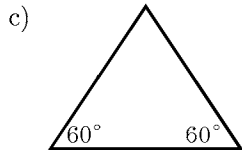
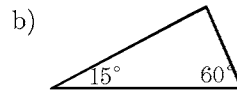
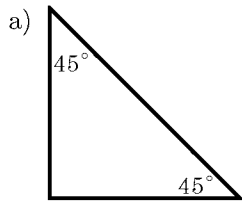
71. Which of the pictures is an obtuse angle?



72. Which of the following pictures represents an obtuse triangle?



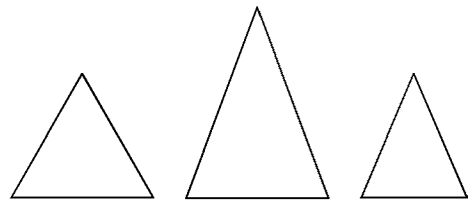
73. Which of the following pictures represents a right triangle?



74. All of the pictures shown are isosceles triangles. Which of the following is true about all isosceles triangles?

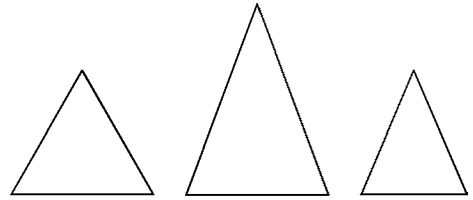
- a) 2 equal sides
- c) 3 equal sides

- b) 3 equal angles
- d) no equal angles



75. Each of the three triangles shown have exactly 2 equal sides and 2 equal angles. What type of triangles are they?

- a) equilateral b) equiangular
 c) isosceles d) right

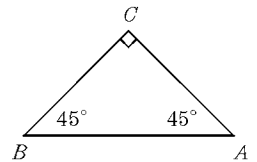


76. What type of triangle is described by the following: all measures of angles are less than 90° .

- a) right b) perpendicular c) obtuse d) acute e) isosceles

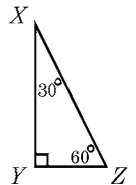
77. Classify the triangle $\triangle ABC$.

- a) scalene b) acute c) isosceles right
 d) equilateral e) obtuse



78. Classify the triangle $\triangle XYZ$.

- a) right b) acute c) isosceles d) equilateral e) obtuse



79. Determine the type of triangle described by: one angle has measure more than 90° .

- a) right b) acute c) obtuse d) equilateral e) parallel

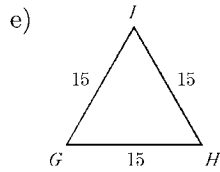
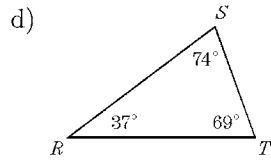
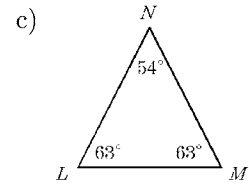
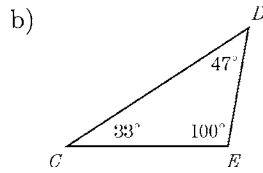
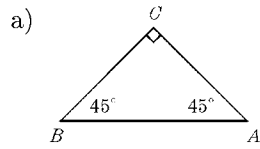
80. A triangle with angles which measure 30° , 60° , and 90° is a(n) _____ triangle.

- a) scalene b) acute c) right d) equilateral e) obtuse

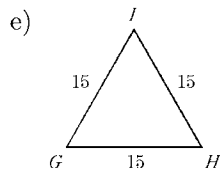
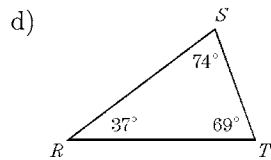
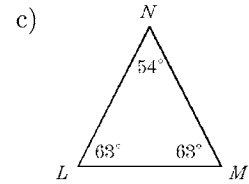
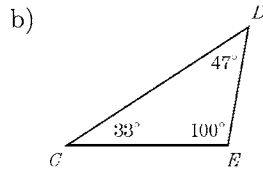
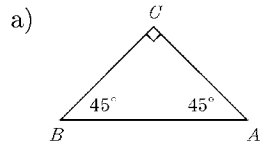
81. A triangle with angles which measure 45° , 45° , and 90° is a(n) _____ triangle.

- a) isosceles right b) equilateral c) scalene d) acute e) obtuse

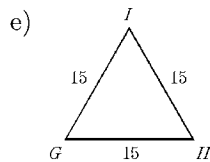
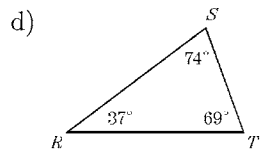
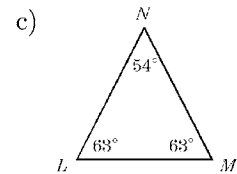
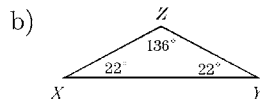
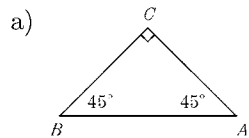
82. Which triangle is acute and scalene?



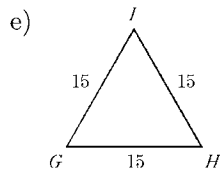
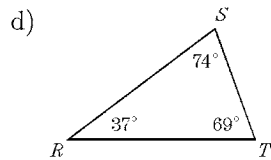
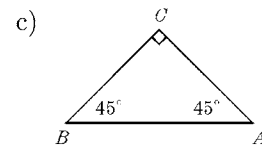
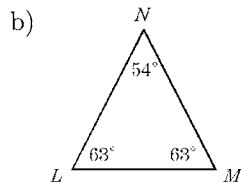
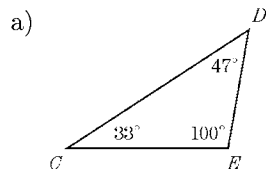
83. Which triangle is acute and isosceles?



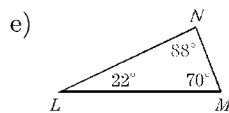
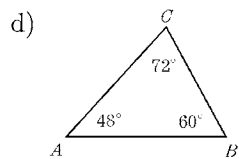
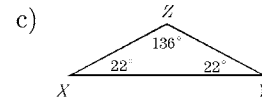
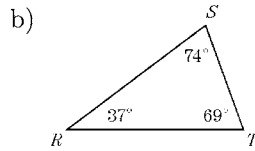
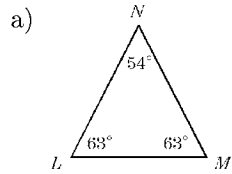
84. Which triangle is isosceles and obtuse?



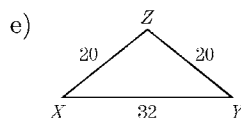
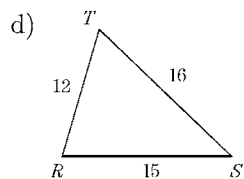
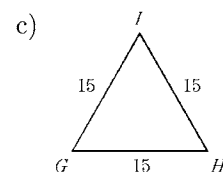
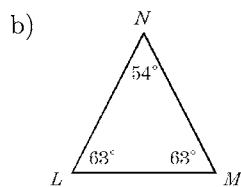
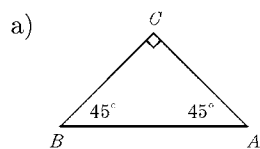
85. Which triangle is scalene and obtuse?



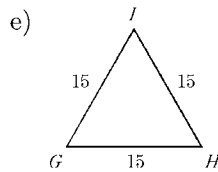
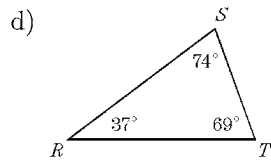
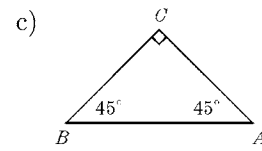
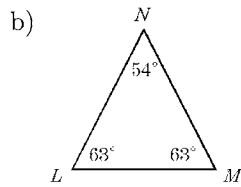
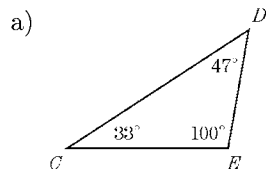
86. Which triangle is *not* acute?



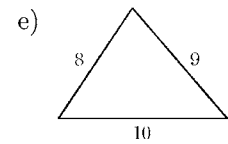
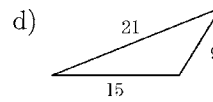
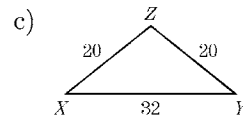
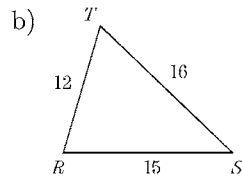
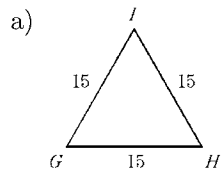
87. Which triangle is *not* isosceles?



88. Which triangle is isosceles and right?



89. Which triangle is equilateral?



90. $\triangle ABC$ has angles which measure 25° , 50° , and 105° . Which of the following best describes $\triangle ABC$?

- I. scalene
- II. isosceles
- III. right
- IV. obtuse

- a) I only b) IV only c) I and IV only d) II and III only e) III and IV only

91. $\triangle RST$ has angles which measure 40° , 70° , and 70° . Which of the following best describes $\triangle RST$?

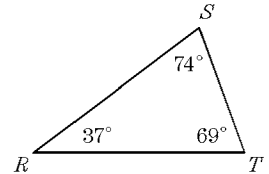
- I. scalene
- II. isosceles
- III. right
- IV. acute

- a) I only b) IV only c) II and III only d) II and IV only e) III and IV only

92. Which of the following best describes $\triangle RST$.

- I. scalene
- II. isosceles
- III. right
- IV. acute

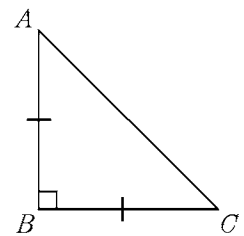
- a) I only
- b) IV only
- c) I and IV only
- d) II and IV only
- e) I, II, and III only



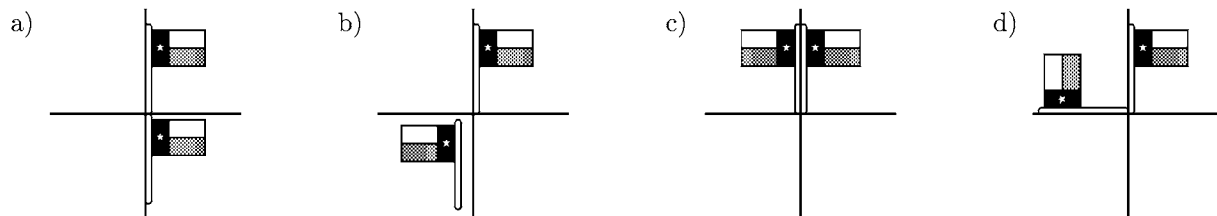
93. Which of the following best describes $\triangle ABC$.

- I. scalene
- II. isosceles
- III. right
- IV. acute

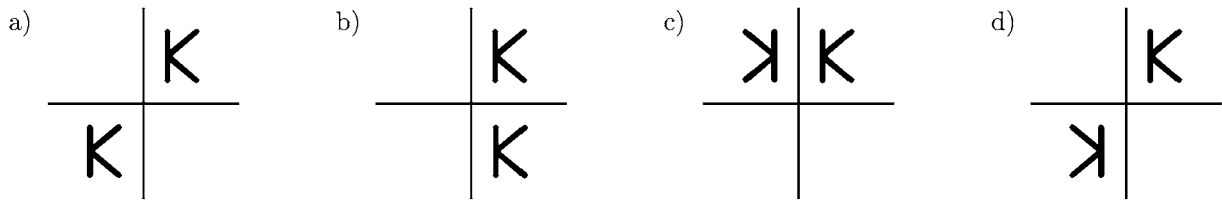
- a) I only
- b) IV only
- c) I and IV only
- d) II and III only
- e) II and IV only



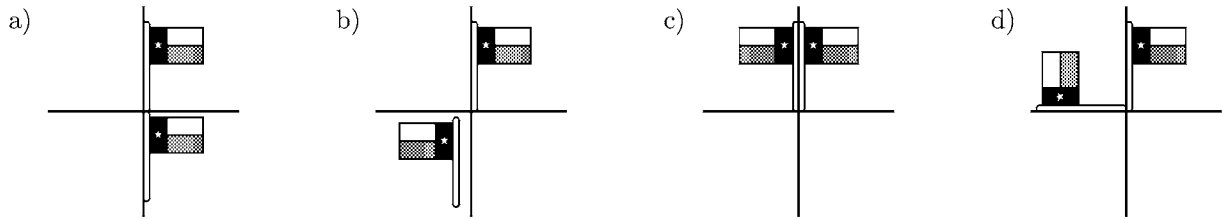
94. Which picture shows a rotation of the flag?



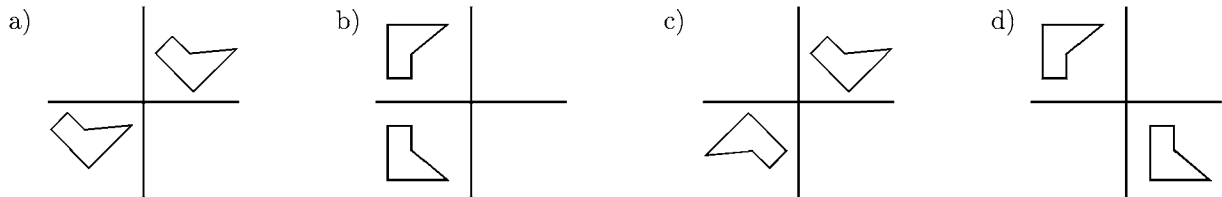
95. Which picture shows a rotation of the letter *K*?



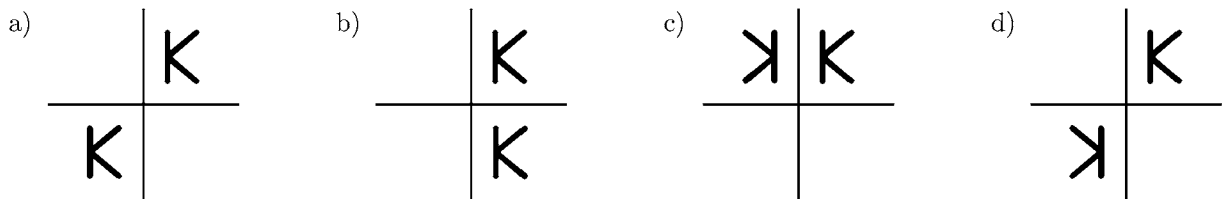
96. Which picture shows a reflection of the flag?



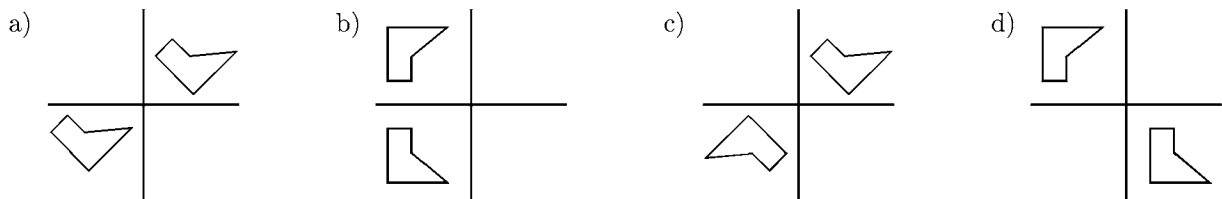
97. Which picture shows a reflection of the picture?



98. Which picture shows a translation of the letter *K* and cannot be a different transformation?

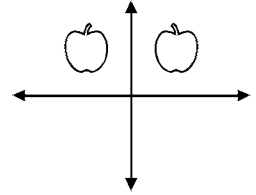


99. Which picture shows a translation of the picture?



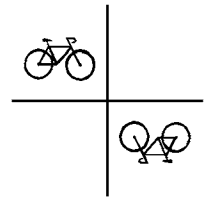
100. The drawing is an example of a _____.

- a) reflection b) rotation c) translation d) transference



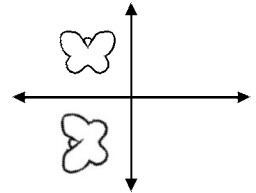
101. This drawing is an example of a _____.

- a) rotation b) translation c) transference d) reflection



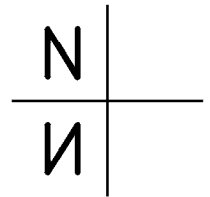
102. The drawing is an example of a _____.

- a) reflection b) rotation c) translation d) transference



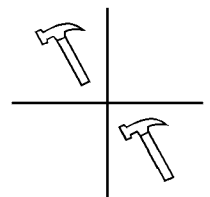
103. This drawing is an example of a _____.

- a) transversal b) rotation c) reflection d) translation



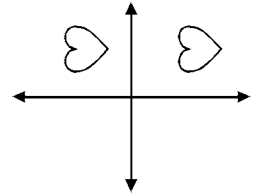
104. This drawing is an example of a _____.

- a) translation b) transversal c) rotation d) reflection



105. This drawing is an example of a _____ .

- a) reflection b) rotation c) translation d) transference

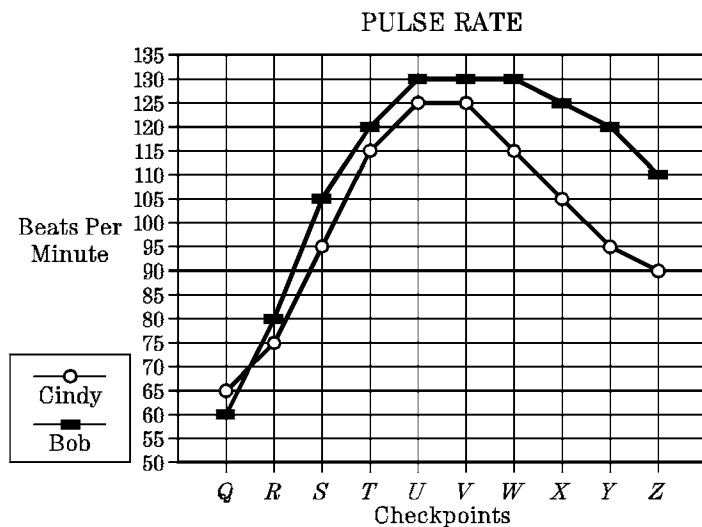


106. Anita is in charge of ordering food for the snack bar at the upcoming elementary school track meet. In order to make as much money as possible, she should:
- a) order what she likes
b) order what she thinks people will buy
c) order something of everything
d) make a survey of what students are most likely to buy
107. Antonio wants to organize a raffle to raise money for Famine Relief. He decides that a \$200 snow board would be a good prize. The key question he must answer is
- a) are there enough people interested in buying tickets for a snow board?
b) what make of snow board should he buy?
c) how much should he sell the tickets for?
d) at which store should he buy the snow board?
108. Diane decides to find out what snack food students like at her elementary school. What should she do to get the most accurate information?
- a) ask her friends b) take a survey amongst the girls in her class
c) take a survey amongst students in each grade d) find out what was ordered last year

109. Luzminda takes a survey to find out what snack food students like in her elementary school. How should she collect the data to get the most accurate information?

- a) approach students in the hall at lunchtime to fill out a questionnaire
- b) have students put up their hands to vote for certain choices
- c) leave a pile of questionnaires in the hallway for students to pick up and fill in
- d) choose a random sample of students from each grade to fill out a questionnaire

110. Two experienced runners, Bob and Cindy, agreed to have their pulse rates monitored during a timed exercise test. The graph shows their pulse rates at several checkpoints during the test.



At which checkpoint was the difference between the two pulse rates greatest?

- a) *U*
- b) *W*
- c) *Y*
- d) *Z*

111. At which checkpoint was Bob's pulse rate less than Cindy's pulse rate?

- a) *Q*
- b) *T*
- c) *U*
- d) *Z*

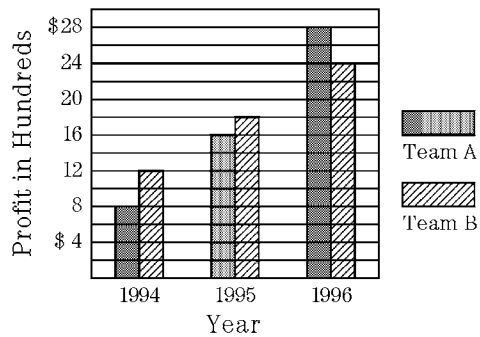
112. Between which two checkpoints did Bob's pulse rate increase the most?

- a) *T* and *U*
- b) *Q* and *R*
- c) *S* and *T*
- d) *R* and *S*

113. Between which two checkpoints did Cindy have the least decrease in pulse rate?

- a) *R* and *S*
- b) *S* and *T*
- c) *W* and *X*
- d) *Y* and *Z*

114. The Acme Lawn Service Company works 2 teams of high school students each summer. The graph shows the profits that each team made during the last 3 summers.



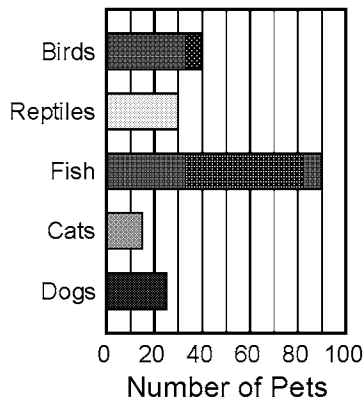
How much more profit did Team A make in 1996 than in 1994?

- a) \$600
- b) \$800
- c) \$1600
- d) \$2000

115. What was the total profit that Team A and Team B made in 1995?

- a) \$5200
- b) \$3400
- c) \$3300
- d) \$2000

116. Mrs. Brook's sixth grade class visited the local pet store and counted the number of each type of pet. The results are shown in the graph.



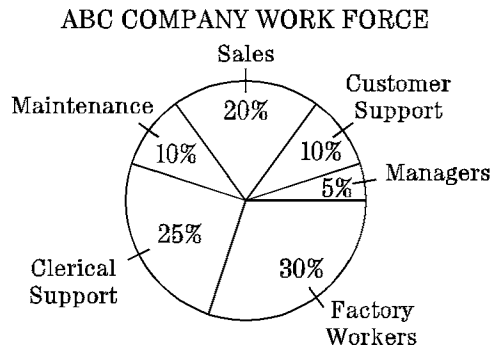
Approximately how many dogs and cats were at the pet store?

- a) 25
- b) 30
- c) 35
- d) 40

117. Approximately how many pets were at the pet store when Mrs. Brook's class visited it?

- a) 90
- b) 150
- c) 200
- d) 250

118. The ABC Company employs 200 people. The graph shows the percent of the company's employees by job type.



If raises in salary are given only to the sales force and to the factory workers, what fraction of the company's work force will receive raises?

- a) $\frac{3}{4}$ b) $\frac{1}{2}$ c) $\frac{1}{3}$ d) $\frac{1}{5}$

119. How many people have clerical support as a job type?

- a) 50 people b) 100 people c) 150 people d) 200 people

120. The principal at Adams Middle School made a graph of how students traveled to school most of the time.

Transport.	No. of Students
 bicycle	
 car	
 bus	
 walk	

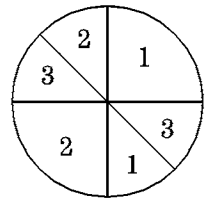
Each represents 20 students

Which chart shows the same information as the pictograph?

- | a) | <table border="1"> <thead> <tr> <th>Transportation</th> <th>Bicycle</th> <th>Car</th> <th>Bus</th> <th>Walk</th> </tr> </thead> <tbody> <tr> <td>No. of Students</td> <td>4</td> <td>7</td> <td>7.5</td> <td>3.5</td> </tr> </tbody> </table> | Transportation | Bicycle | Car | Bus | Walk | No. of Students | 4 | 7 | 7.5 | 3.5 |
|-----------------|---|----------------|---------|------|-----|------|-----------------|----|-----|-----|-----|
| Transportation | Bicycle | Car | Bus | Walk | | | | | | | |
| No. of Students | 4 | 7 | 7.5 | 3.5 | | | | | | | |
| b) | <table border="1"> <thead> <tr> <th>Transportation</th> <th>Bicycle</th> <th>Car</th> <th>Bus</th> <th>Walk</th> </tr> </thead> <tbody> <tr> <td>No. of Students</td> <td>40</td> <td>70</td> <td>75</td> <td>35</td> </tr> </tbody> </table> | Transportation | Bicycle | Car | Bus | Walk | No. of Students | 40 | 70 | 75 | 35 |
| Transportation | Bicycle | Car | Bus | Walk | | | | | | | |
| No. of Students | 40 | 70 | 75 | 35 | | | | | | | |
| c) | <table border="1"> <thead> <tr> <th>Transportation</th> <th>Bicycle</th> <th>Car</th> <th>Bus</th> <th>Walk</th> </tr> </thead> <tbody> <tr> <td>No. of Students</td> <td>80</td> <td>140</td> <td>150</td> <td>70</td> </tr> </tbody> </table> | Transportation | Bicycle | Car | Bus | Walk | No. of Students | 80 | 140 | 150 | 70 |
| Transportation | Bicycle | Car | Bus | Walk | | | | | | | |
| No. of Students | 80 | 140 | 150 | 70 | | | | | | | |
| d) | <table border="1"> <thead> <tr> <th>Transportation</th> <th>Bicycle</th> <th>Car</th> <th>Bus</th> <th>Walk</th> </tr> </thead> <tbody> <tr> <td>No. of Students</td> <td>8</td> <td>14</td> <td>15</td> <td>7</td> </tr> </tbody> </table> | Transportation | Bicycle | Car | Bus | Walk | No. of Students | 8 | 14 | 15 | 7 |
| Transportation | Bicycle | Car | Bus | Walk | | | | | | | |
| No. of Students | 8 | 14 | 15 | 7 | | | | | | | |

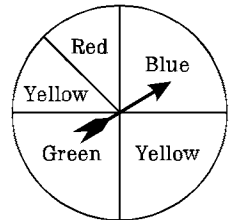
121. If the spinner is spun 100 times, how many times would you expect it to land on 3?

- a) 10 b) 25 c) 40 d) 50



122. If the spinner is spun 80 times, which colour would you expect it to stop on about 30 times?

- a) Yellow b) Red c) Green d) Blue



123. If a single die (number cube) is rolled 18 times, how many times is the number 2 expected to come up?

- a) 2 times b) 3 times c) 4 times d) 6 times e) 9 times

124. If a single die (number cube) is rolled 150 times, how many times is the number 3 expected to come up?

- a) 25 times b) 30 times c) 50 times d) 75 times e) 100 times

125. If a single die (number cube) is rolled 180 times, how many times is an *odd* number expected to come up?

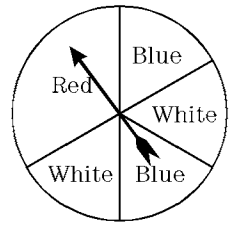
- a) 36 times b) 50 times c) 60 times d) 66 times e) 90 times

126. A bag contains 4 blue blocks, 3 red blocks, 2 white blocks, and 1 yellow block. The blocks are all of equal size. If a block is chosen without looking, what is the probability that it will be red?

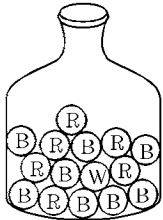
- a) $\frac{1}{10}$ b) $\frac{3}{10}$ c) $\frac{1}{8}$ d) $\frac{3}{7}$

127. What is the probability that the spinner will *not* land on blue?

- a) $\frac{1}{3}$ b) $\frac{3}{5}$ c) $\frac{2}{3}$ d) $\frac{3}{4}$



128. A jar contains 8 blue chips, 6 red chips and one white chip.



What is the probability of reaching in, without looking, and *not* drawing a red chip?


- a) $\frac{3}{5}$ b) $\frac{8}{15}$ c) $\frac{2}{5}$ d) $\frac{1}{15}$

129. What is the probability of reaching, without looking, and drawing out *either* a red chip or a white chip?

- a) $\frac{7}{8}$ b) $\frac{8}{15}$ c) $\frac{7}{15}$ d) $\frac{2}{5}$

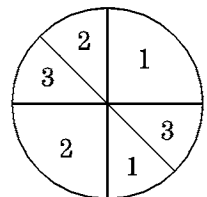
130. A cube numbered 1 through 6 is tossed. What is the probability of getting an odd number?

- a) $\frac{1}{2}$ b) $\frac{1}{3}$ c) $\frac{1}{4}$ d) $\frac{1}{6}$



131. A new game uses the spinner face shown to determine the number of spaces a player advances each turn. What is the probability that a player will advance more than 1 space at his turn?

- a) $\frac{3}{8}$ b) $\frac{3}{4}$ c) $\frac{5}{8}$ d) 1



132. A box has 12 marbles in it: 5 black marbles, 4 white marbles, 1 blue marble, and 2 red marbles. What is the probability of choosing a white marble?

a) $\frac{1}{12}$

b) $\frac{1}{6}$

c) $\frac{1}{3}$

d) $\frac{5}{12}$

e) $\frac{1}{2}$

133. A box has 12 marbles in it: 5 black, 4 white, 1 blue, and 2 red. What is the probability of choosing a black marble?

a) $\frac{1}{12}$

b) $\frac{1}{6}$

c) $\frac{1}{3}$

d) $\frac{5}{12}$

e) $\frac{1}{2}$